

medartis

PRECISION IN FIXATION

PRODUCT INFORMATION

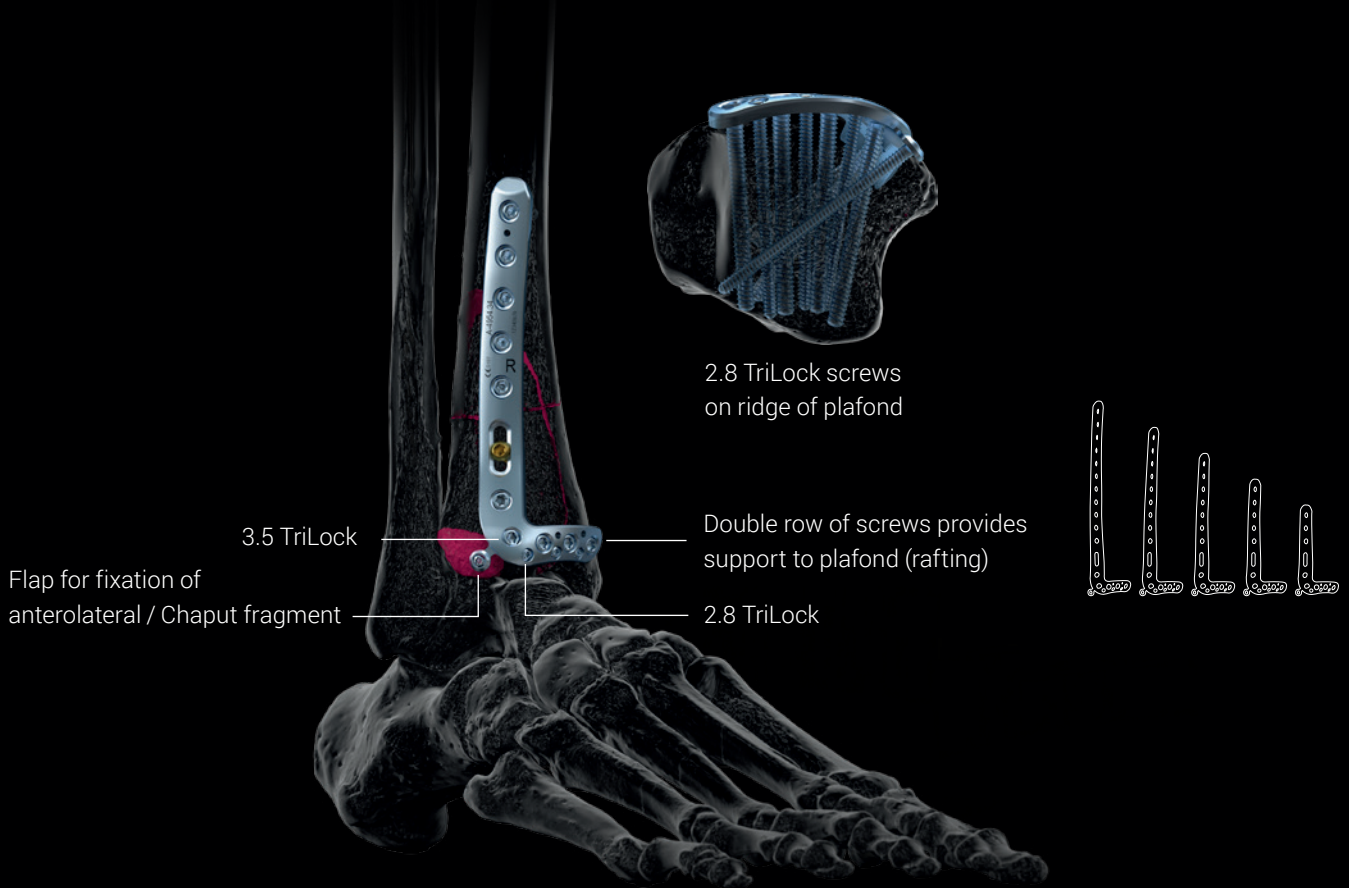
Ankle Trauma System 2.8 / 3.5



APTUS Ankle

Anterior Fractures

Anterolateral / Chaput Fractures




Posterior Fractures

Posterolateral / Volkmann Fractures

Buttress of posterior fractures

Recon design for fine adjustment bending

Distal holes are angled at 10° to help avoid intraarticular penetration






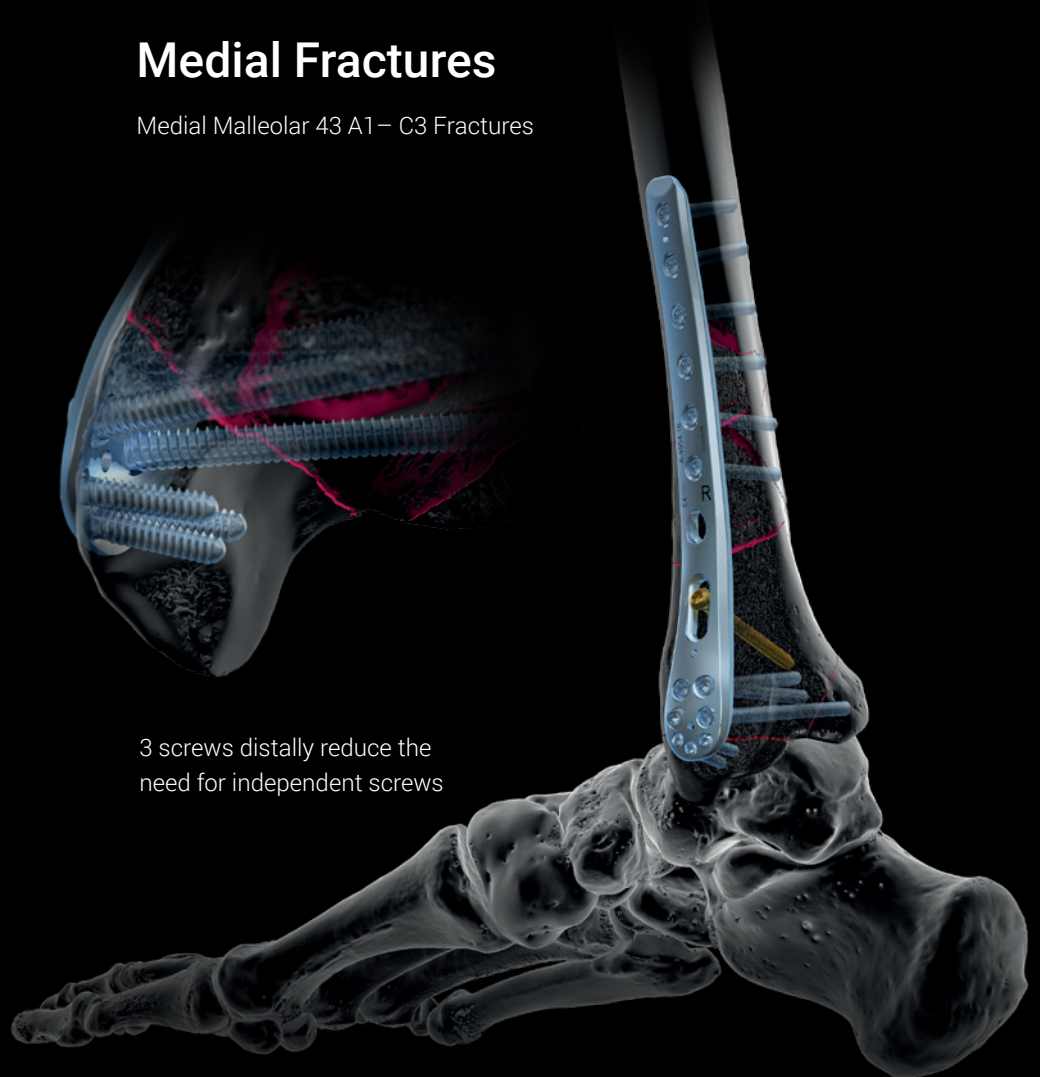
The comprehensive portfolio for trauma fractures of the ankle.

Medial Fractures

Medial Malleolar 43 A1 – C3 Fractures



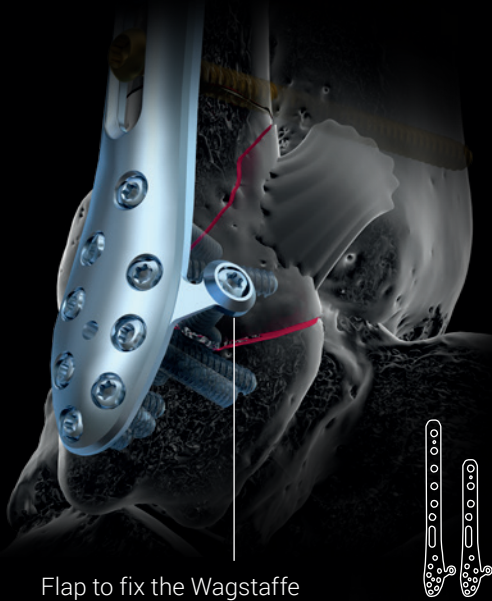
3 screws distally reduce the need for independent screws



Lateral Fractures

Fibula Fractures Weber A-C

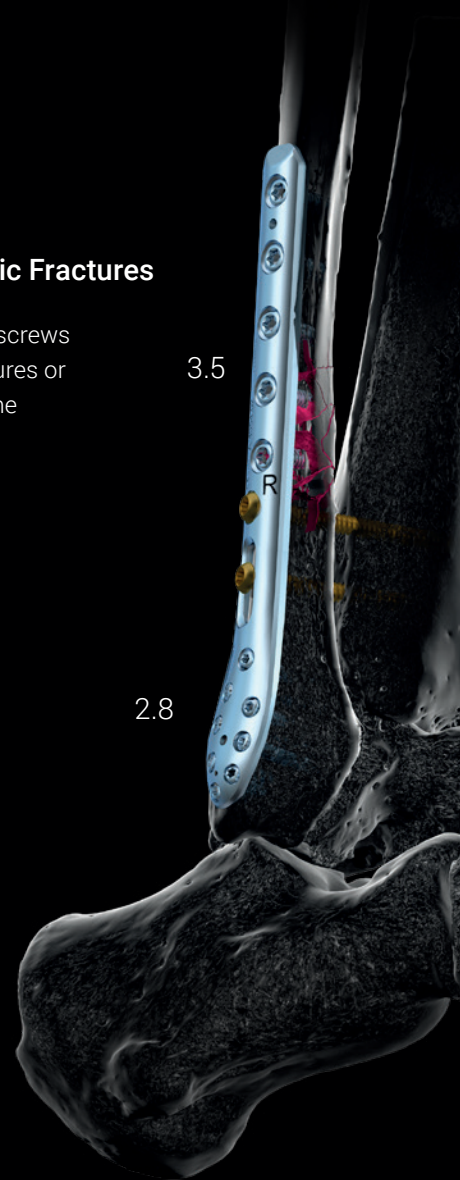

Wagstaffe Fractures



Flap to fix the Wagstaffe fragment

Comminuted / Osteoporotic Fractures

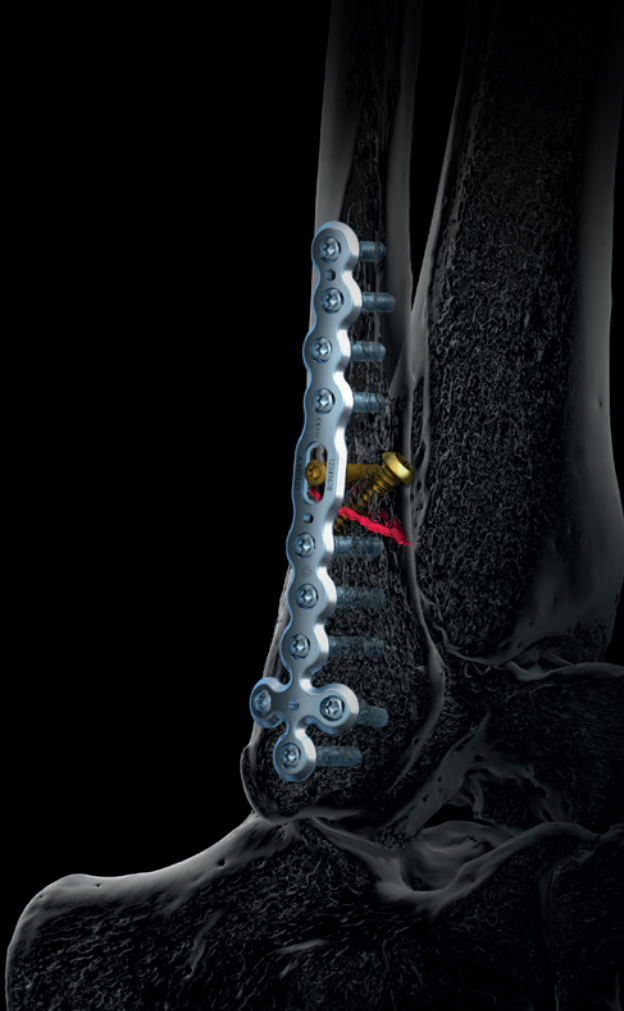

Combination of 2.8 and 3.5 mm screws for fixation of comminuted fractures or extra fixation in osteoporotic bone



Simple Fractures

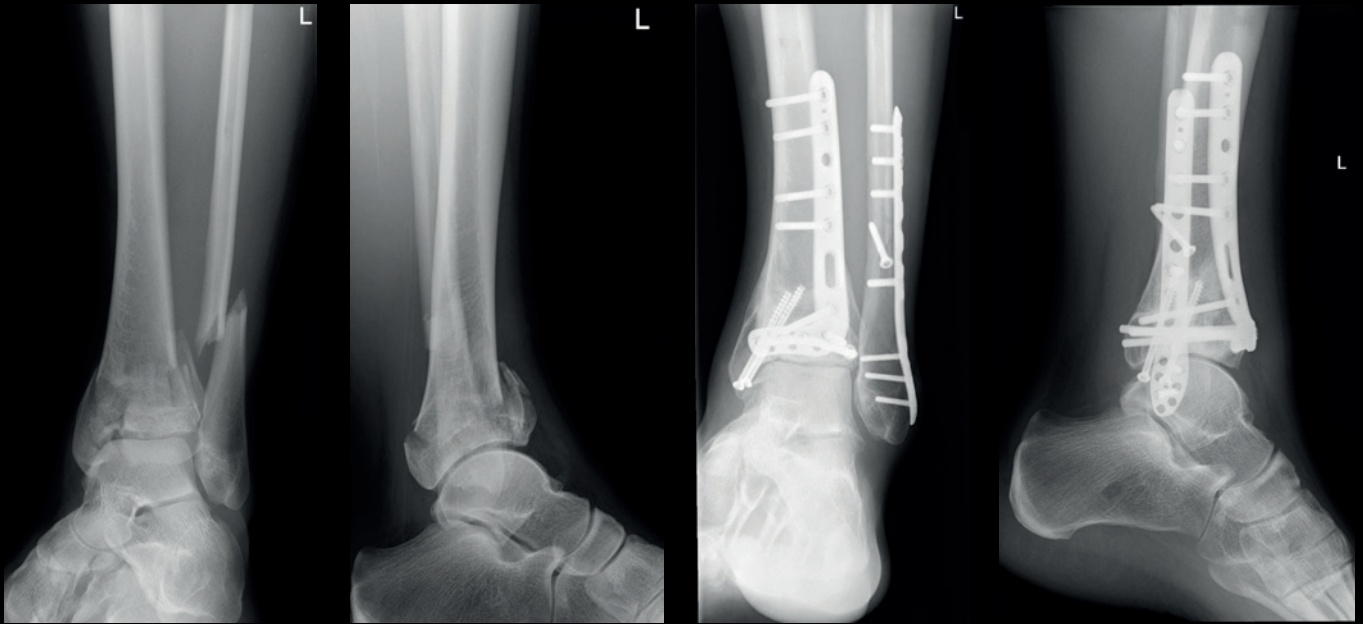
Plate thickness of 1.6 mm for soft tissue protection

Staggered screw hole geometry reduces the chance of screw collision



Clinical Examples

2.8/3.5 Distal Tibia Plate, Anterolateral, and 2.8/3.5 Distal Fibula Plate, Lateral



Preoperative X-rays

Postoperative X-rays

Clinical example published with the kind permission of Konstantin Genelin, Department of Orthopaedics and Traumatology, Medical University, Innsbruck, Austria

3.5 Distal Tibia T Plate and 2.8 Distal Fibula Plate



Preoperative X-rays with a supination-external rotation ankle fracture and dislocation of the ankle joint.

Postoperative X-rays (6 months) after fixation with a 2.8 distal fibula plate and 3.5 distal tibia T plate.

Clinical example published with the kind permission of Tim Schepers, Amsterdam, Netherlands

ANKLE-01000001_v0 / © 2021-08, Medartis AG, Switzerland. All technical data subject to alteration.

MANUFACTURER & HEADQUARTERS

Medartis AG | Hochbergerstrasse 60E | 4057 Basel / Switzerland

P +41 61 633 34 34 | F +41 61 633 34 00 | www.medartis.com

SUBSIDIARIES

Australia | Austria | Brazil | China | France | Germany | Japan | Mexico | New Zealand | Poland | Spain | UK | USA

For detailed information regarding our subsidiaries and distributors, please visit www.medartis.com



Disclaimer: This information is intended to demonstrate the Medartis portfolio of medical devices. A surgeon must always rely on her or his own professional clinical judgement when deciding whether to use a particular product when treating a particular patient. Medartis is not giving any medical advice. The devices may not be available in all countries due to registration and/or medical practices. For further questions, please contact your Medartis representative (www.medartis.com). This information contains CE-marked products.
For US only: Federal law restricts this device to sale by or on the order of a physician.